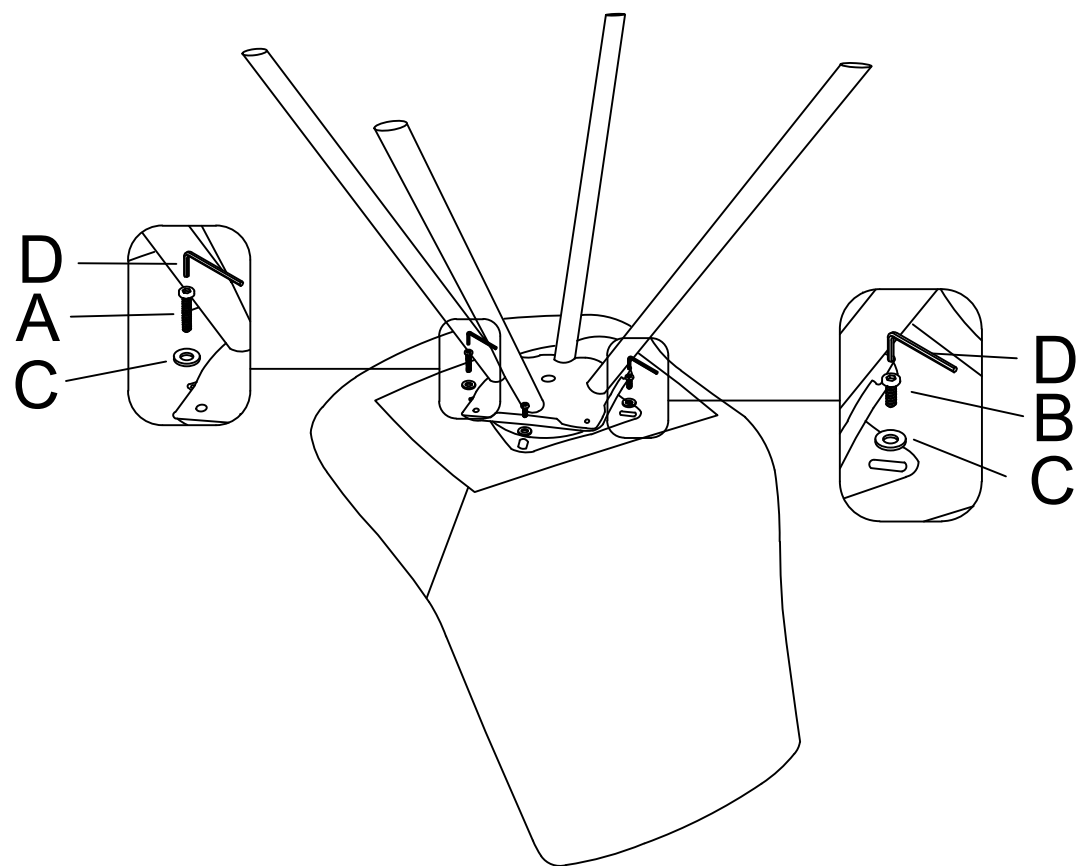







1.



2.



Assembly Instructions

| | | | |
|---|---|--|--|
| <p>A</p>  <p>x2 M6*25mm</p> | <p>B</p>  <p>x2 M6*15mm</p> | <p>C</p>  <p>x4 Ø6*Ø18mm</p> | <p>D</p>  <p>x1 #5</p> |
|---|---|--|--|